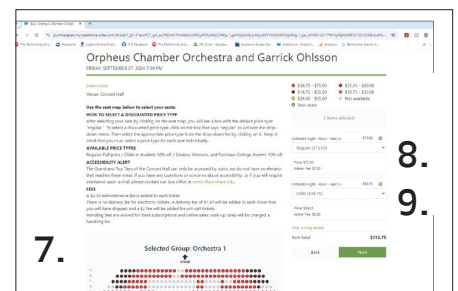
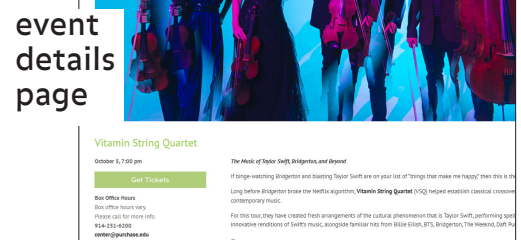
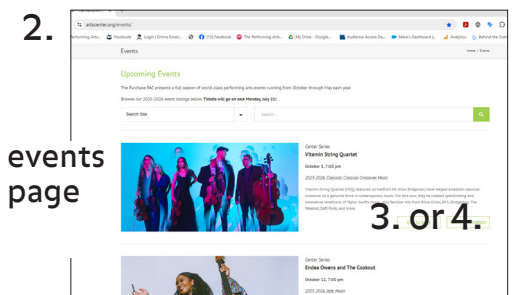
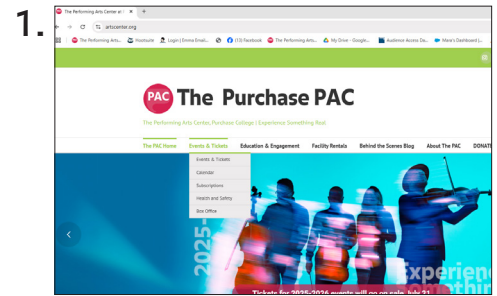


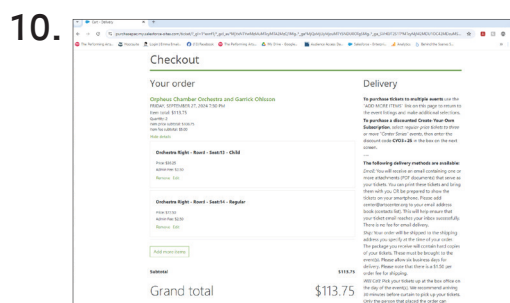
# How to buy tickets for events at The Purchase PAC

1. Visit The Purchase PAC website:  
<https://www.artscenter.org>  
Click on “events and tickets” from the main menu to go to the Events Page.
2. On the Events Page, scroll to view all of our scheduled events.  
<https://www.artscenter.org/events/>
3. When you see an event you like, select “More Information” to see event details  
*OR*
4. Select “Get Tickets” to go straight to the Ticket Sales Page
5. On the Ticket Sales Page, scroll down to the venue map.
6. Click on the area of the theatre where you would like to sit to open the seating map.
7. Click on the seat or seats you would like to reserve.  
*To remove a seat selection, click on it again.*
8. You will now see the seats that you selected listed on the page.
9. For each seat, select the price type. Click on the box that says “regular” to activate a drop-down menu. Then select the appropriate price type from the drop-down list by clicking on it. **IMPORTANT!** If you plan to use the **Create-Your-Own** discount code, you must leave the price type set to “regular” at this step. Click “Next.”

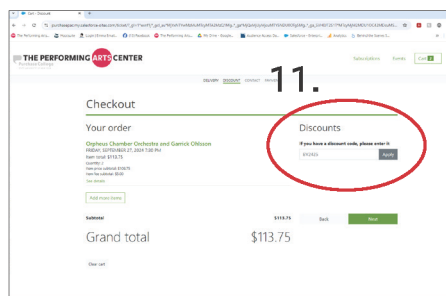
At this point you can repeat these steps for other events that you are interested in. Use the “Add more items” link that you will see under your order information. This will return you to the event listings page where you can make additional selections. *Remember, you need to select three or more eligible events to use the Create-Your-Own discount code!*



(Continued on next page)



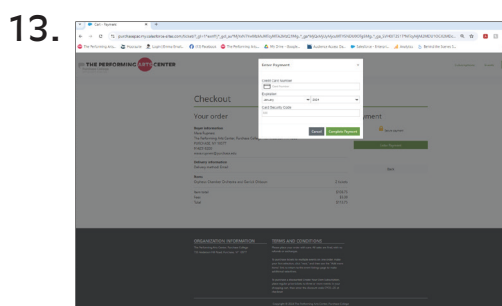
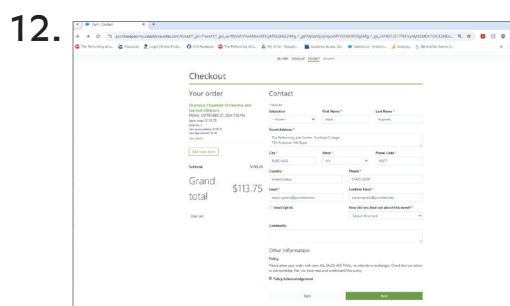
10. When you have selected seats for all events that interest you, review your order, select the delivery method, and click “Next” to go to the discounts page.



11. If you have selected three or more eligible Center Series events, enter discount code **CYO3+26** in the Discount Code Box. Click “Next.”

12. Enter your contact information and click the check box to acknowledge our sales policy. Click “Next.”

13. Enter your payment information to complete your order.



## General Information:

Buy online <https://www.artscenter.org/events/>

## Questions?

Email [center@purchase.edu](mailto:center@purchase.edu) or call 914-251-6200 during box office hours.

## Box Office Hours:

July 14 & July 21: 10am to 1pm

July 23 - August 22: Wednesdays & Fridays from 2pm to 5pm

*Please note that there will be no office hours on August 8*

## Create-Your-Own Subscription Package

Buy more and save! Pick three events and enter the discount code **CYO3+26** to receive 15% off the regular ticket price. You must have regular-price tickets for three different eligible *Center Series* events in your shopping cart for the discount to work. May not be combined with senior, child, or other discounts. *Rental* and *Purchase College* event tickets cannot be used to build a Create-Your-Own Subscription Package.